



Border regions in Ireland had counts of between 7% and 10% for North to South cross-border shopping



Enniskillen had the highest incidence of South to North cross-border shopping in Q4 2022 at 57%

Northern registered cars in Irish car parks

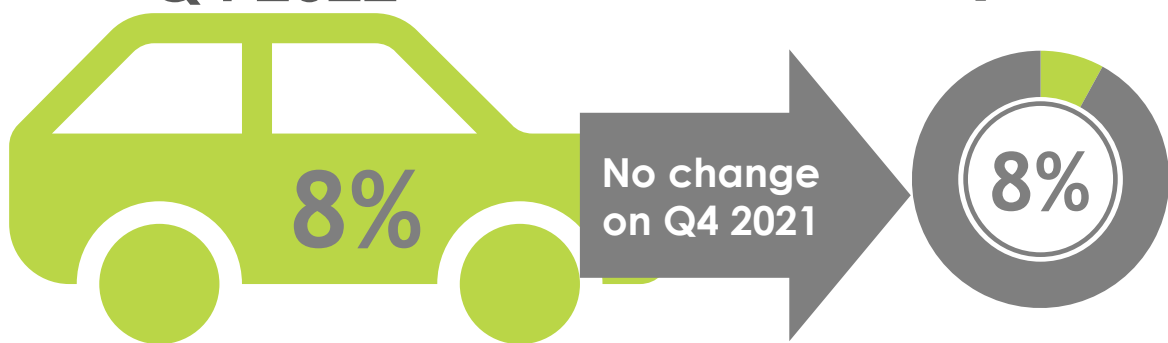


Southern registered cars in NI car parks




Q4 2022

Q4 2021



Q4 2022

Q4 2021

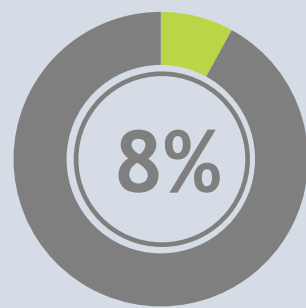
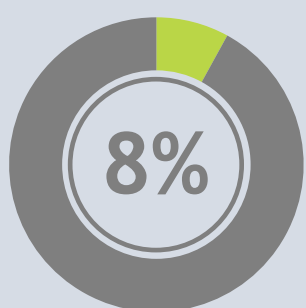
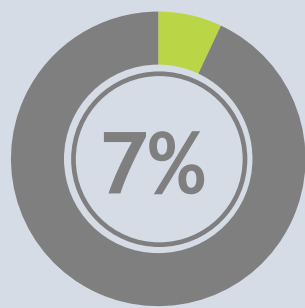


OVERALL

Q1 2022

Q2 2022

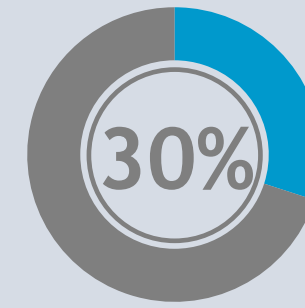
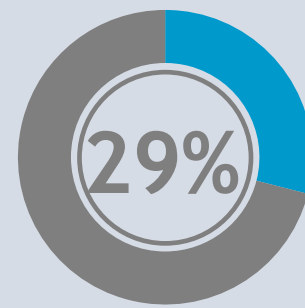
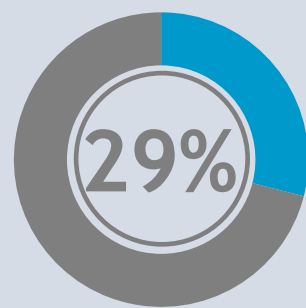
Q3 2022



Q1 2022

Q2 2022

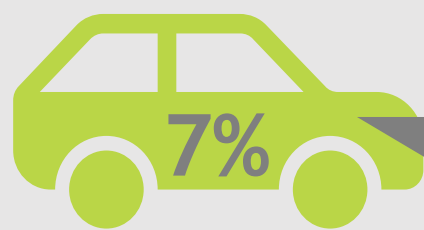
Q3 2022



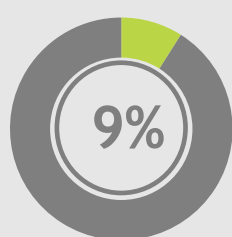
NORTH WEST (comparison with previous quarter)

% of northern registered cars in **Letterkenny** car parks

Q3 2022




Down 2% pts on Q3 2022

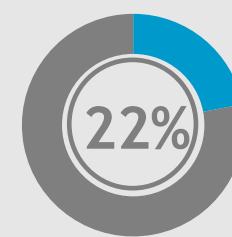


% of southern registered cars in **Derry~Londonderry** car parks

Q3 2022



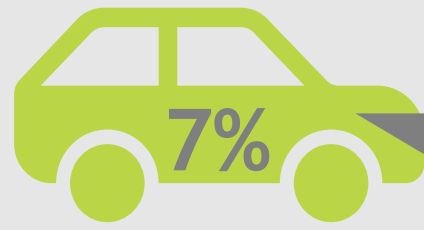
No change on Q3 2022



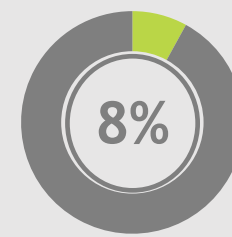
SOUTH WEST (comparison with previous quarter)

% of northern registered cars in **Monaghan** car parks

Q3 2022

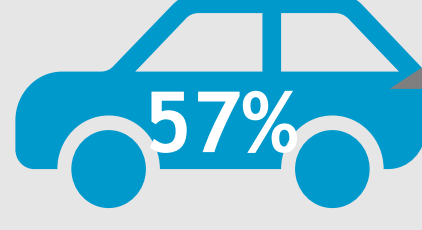


Down 1% pts on Q2 2022

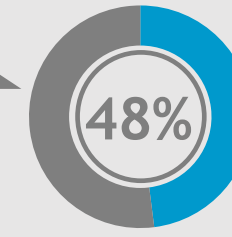


% of southern registered cars in **Enniskillen** car parks

Q3 2022



Up 9% pts on Q3 2022



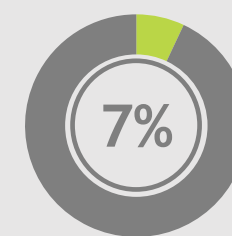
SOUTH EAST (comparison with previous quarter)

% of northern registered cars in **Dundalk** car parks

Q3 2022




Up 3% pts on Q3 2022



% of southern registered cars in **Newry** car parks

Q3 2022



Up 12% pts on Q3 2022

