




Border regions in Ireland had counts of between 7% and 9% for North to South cross-border shopping



Enniskillen had the highest incidence of South to North cross-border shopping in Q3 2022 at 48%

Northern registered cars in Irish car parks

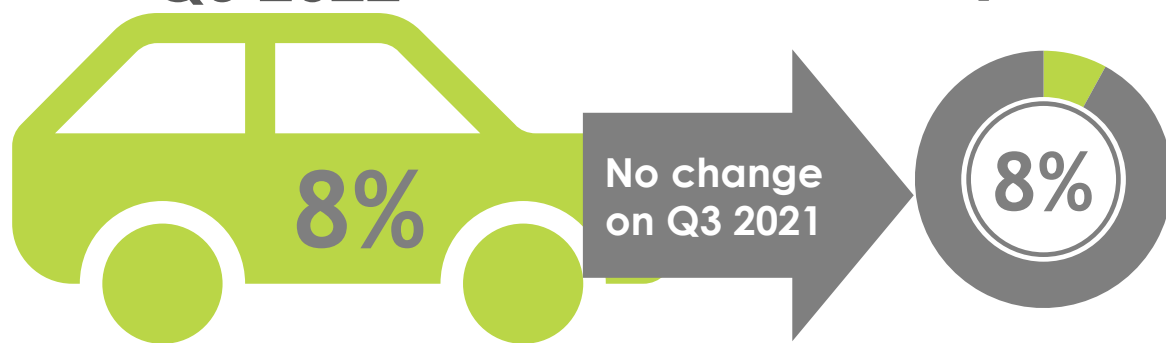


Southern registered cars in NI car parks




Q3 2022

Q3 2021



Q3 2022

Q3 2021

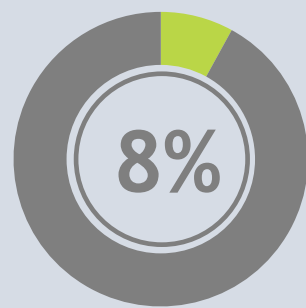
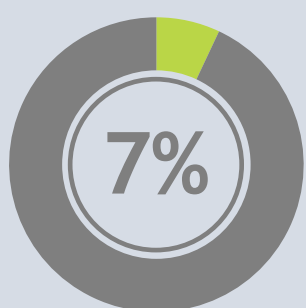
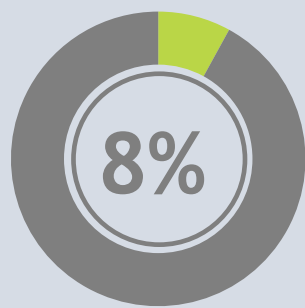


OVERALL

Q4 2021

Q1 2022

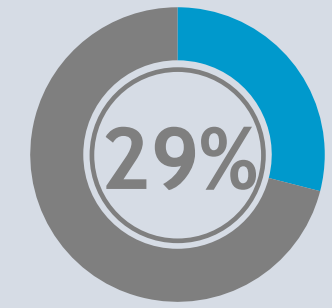
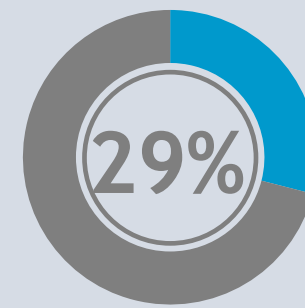
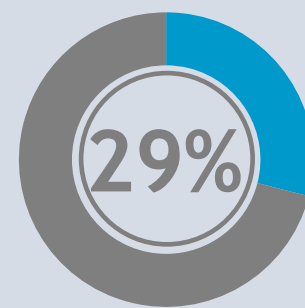
Q2 2022



Q4 2021

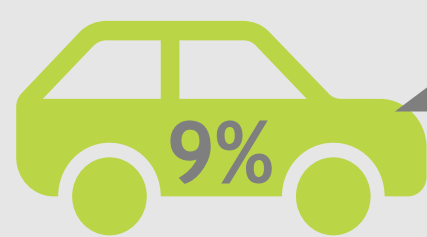
Q1 2022

Q2 2022

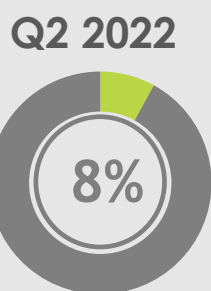


NORTH WEST (comparison with previous quarter)


% of northern registered cars in **Letterkenny** car parks



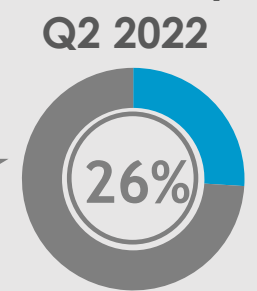
Up 1% pts on Q2 2022



% of southern registered cars in **Derry~Londonderry** car parks

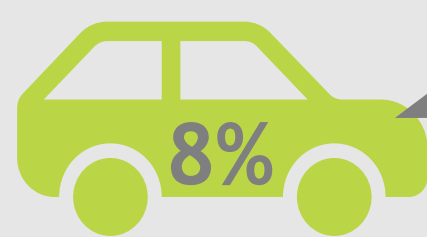


Down 4% pts on Q2 2022

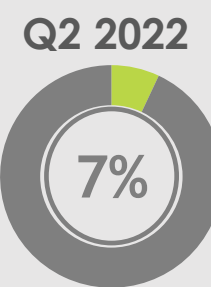


SOUTH WEST (comparison with previous quarter)


% of northern registered cars in **Monaghan** car parks



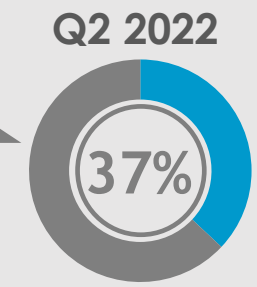
Up 1% pts on Q2 2022



% of southern registered cars in **Enniskillen** car parks

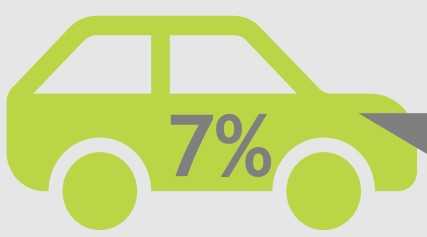


Up 11% pts on Q2 2022

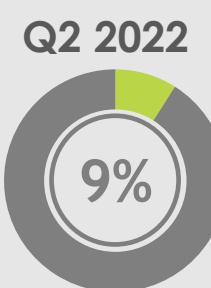


SOUTH EAST (comparison with previous quarter)


% of northern registered cars in **Dundalk** car parks



Down 2% pts on Q2 2022



% of southern registered cars in **Newry** car parks



Down 4% pts on Q2 2022

