

Q1 2022 Retail Monitor



Border regions in Ireland had counts of between 6% and 8% for North to South cross-border shopping



Enniskillen had the highest incidence of South to North cross-border shopping in Q1 2022 at 53%

Northern registered cars in Irish car parks

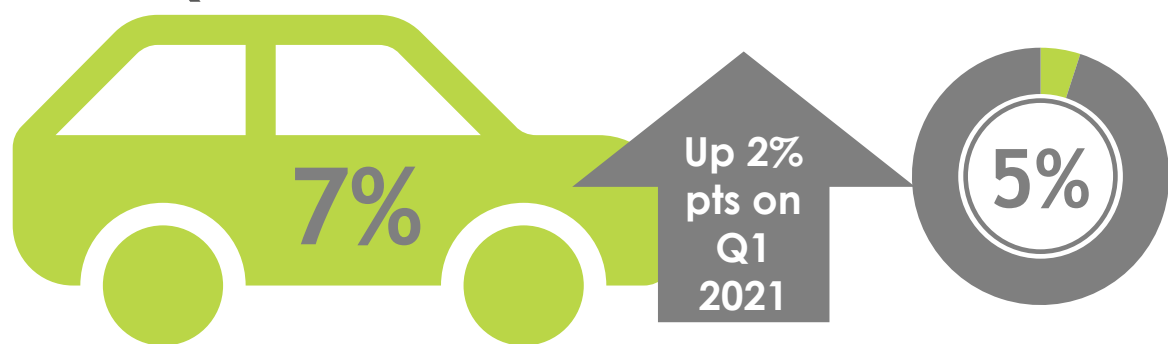


Southern registered cars in NI car parks



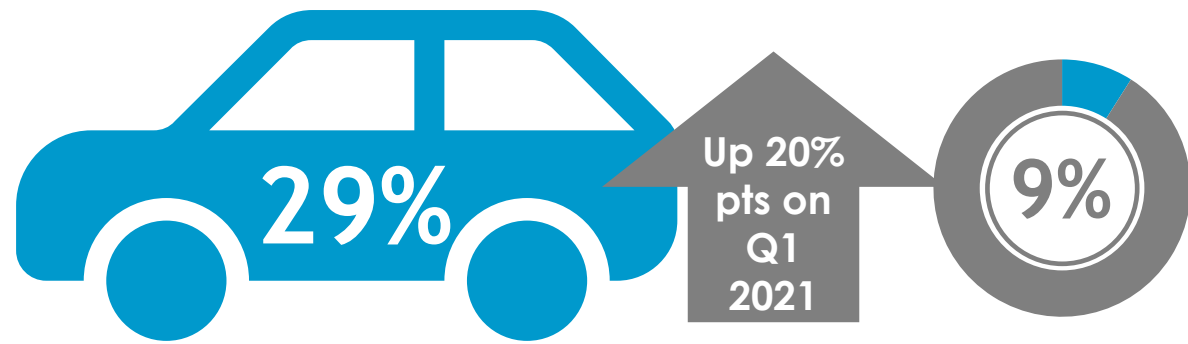
Q1 2022

Q1 2021



Q1 2022

Q1 2021

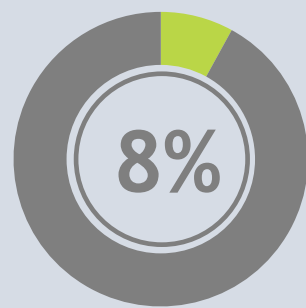
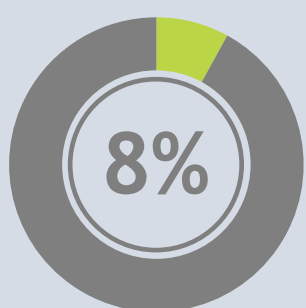
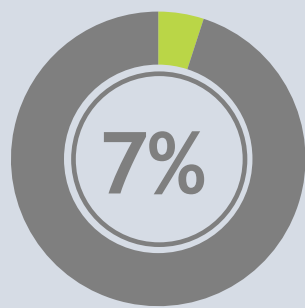


OVERALL

Q2 2021

Q3 2021

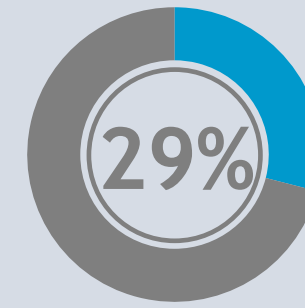
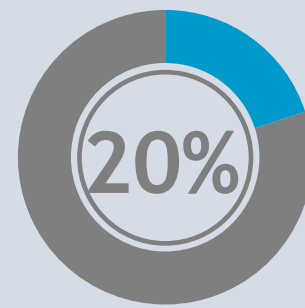
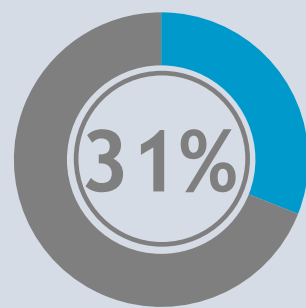
Q4 2021



Q2 2021

Q3 2021

Q4 2021



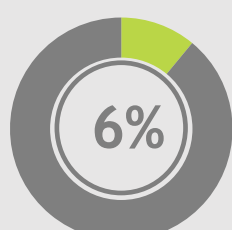
NORTH WEST (comparison with previous quarter)

% of northern registered cars in **Letterkenny** car parks

Q4 2021

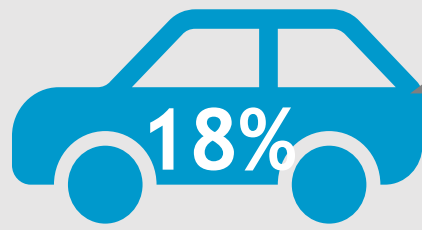


Up 2% pts on Q4 2021

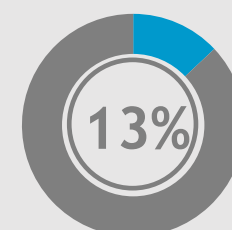


% of southern registered cars in **Derry~Londonderry** car parks

Q4 2021



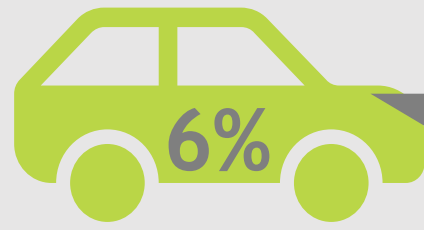
Up 5% pts on Q4 2021



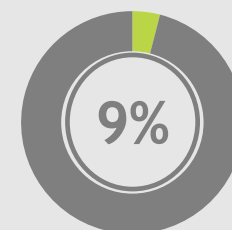
SOUTH WEST (comparison with previous quarter)

% of northern registered cars in **Monaghan** car parks

Q4 2021




Down 3% pts on Q4 2021

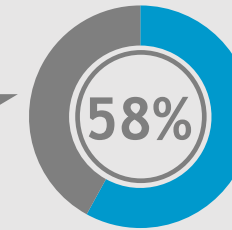


% of southern registered cars in **Enniskillen** car parks

Q4 2021



Down 5% pts on Q4 2021



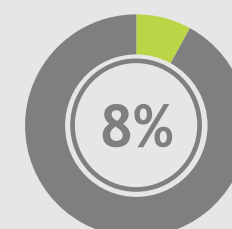
SOUTH EAST (comparison with previous quarter)

% of northern registered cars in **Dundalk** car parks

Q4 2021

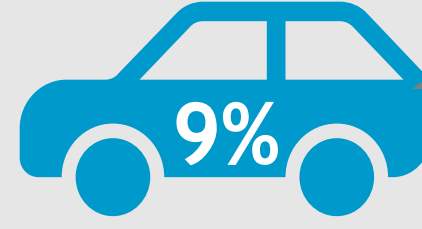


No change on Q4 2021



% of southern registered cars in **Newry** car parks

Q4 2021



Up 2% pts on Q4 2021

